

# Co-ordination chemistry and Organometallics

## Double salts and co-ordination compounds

When solutions of two or more stable compounds are mixed in stoichiometric (simple molecular) proportions new crystalline compounds called molecular or addition compounds are formed. These are of two types :

(1) Double salts, (2) Co-ordination or Complex compounds

(1) **Double salts** : Addition compounds, stable in solid state. Dissociate into ions in aqueous solution as such give test for each constituent ion. Examples:

Double Salt	Responds test for the ions
Carnalite : $KCl \cdot MgCl_2 \cdot 6H_2O$	$K^+$ , $Mg^{2+}$ , $Cl^-$
Potash alum : $K_2SO_4 \cdot Al_2(SO_4)_3 \cdot 24H_2O$	$K^+$ , $Al^{3+}$ , $SO_4^{2-}$

(2) **Coordination or Complex compounds** : Addition compound, stable in solid state. Retain their identity even in solution. Central metal ion form dative or coordinate bond with the species surrounding it (ligands). Examples :

Complex compound	Cation	Anion
$[Cu(NH_3)_4]SO_4$	$[Cu(NH_3)_4]^{+2}$	$SO_4^{2-}$
$K_2[PtF_6]$	$2K^+$	$[PtF_6]^{2-}$
$[Co(NH_3)_6][Cr(CN)_6]$	$[Co(NH_3)_6]^{2+}$	$[Cr(CN)_6]^{3-}$

## Terminology of co-ordination compounds

(1) **Central metal atom or ion** : A complex ion contains a metal atom or ion known as the central metal atom or ion. it is sometimes also called a nuclear atom.

(2) **Complex ion** : It is an electrically charged radical which is formed by the combination of a simple cation with one or more neutral molecules or simple anions or in some cases positive groups also.

(3) **Ligands** : Neutral molecules or ions that attach to central metal ion are called ligands. The donor atom associated with the ligands supplies lone pair of electrons to the central metal atom (forming dative bond) may be one or two more. Monodentate (one donor atom), bidentate (two donor atom), tridentate (three donor atom) etc.

### Monodentate Ligands (with one donor site)

#### Anionic Ligands (Negative legends)

Formula	Name	Formula	Name
$X^-$	Halo	$O_2^{2-}$	Peroxo

Coordination chemistry and Organometallics

$:OH^-$	Hydroxo	$CH_3COO^-$	Acetato
$CN^-$	Cyano	$NO_3^-$	Nitrato
$O^{2-}$	Oxo	$S_2O_3^{2-}$	Thiosulphato
$NH_2^-$	Amido	$NO_2^-$	Nitrito
$S^{2-}$	Sulphido	$CO_3^{2-}$	Carbonato
$CNS^-$	Thiocyanato	$SO_4^{2-}$	Sulphato

**Neutral Ligands**

Formula	Name	Formula	Name
$CO$	Carbonyl	$:NH_3$	Amminato
$PH_3$	Phosphine	$H_2O$	Aqua
$NO$	Nitrosyl	$C_6H_5N:$	Pyridine (py)

**Cationic Ligand (Positive)**

Formula	Name	Formula	Name
$NO_2^+$	Nitronium	$NO^+$	Nitrosonium
$H_2NNH_3^+$	Hydrazinium		

**Polydentate ligands (with two or more donor site)**

**Bidentate (Two donor sites)**

Formula	Name	Formula	Name
$H_2NCH_2CH_2NH_2$	Ethylenediamine (en)	$Me - C = NO^-$   $Me - C = NOH$	Dimethylglyoximato (dmg)
$\begin{array}{c} O \quad O \\    \quad    \\ O - C - C - O^- \end{array}$	Oxalato (ox)	$NH_2 - CH_2 - COO^-$	Glycinate ion (gly)

	Formula	Name
<b>Tridentate</b>	$H_2\ddot{N}(CH_2)_2 - \ddot{N}H - (CH_2)_2\ddot{N}H_2$	Diethylenetriaminediamine (dien)
<b>Tetradentate</b>	$H_2\ddot{N}(CH_2)_2 - \ddot{N}H - (CH_2)_2\ddot{N}H(CH_2)_2\ddot{N}H_2$	Triethylenetetramine (trien)
<b>Hexadentate</b>	$\begin{array}{l} \text{:} : OOCCH_2C \\ \text{:} : OOCCH_2C \end{array} \rangle \ddot{N} - CH_2 - CH_2 - \ddot{N} \langle \begin{array}{l} CH_2COO^- : \\ CH_2COO^- : \end{array}$	Ethylenediamine tetra acetic acid (EDTA) <sup>4-</sup>

**Chelating Ligand :** When polydentate ligands bind to the central metal ion they form a ring called chelate and the ligand is referred as chelating ligand.

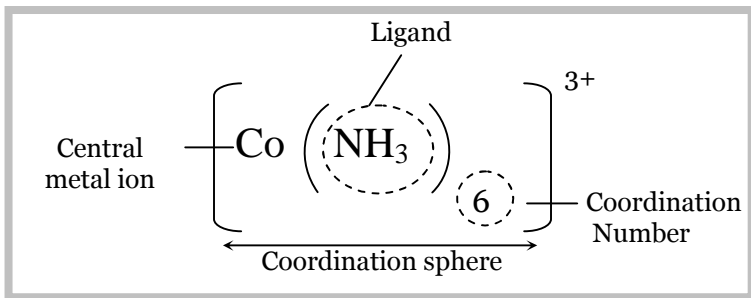
**Ambidentate ligands :** A ligand which possesses two donor atom but in forming complex it utilizes only one atom depending upon the condition and type of complex.

$NO_2$  (nitro),  $ONO$  (nitrito),  $CN$  (cyano),  $NC$  (isocyano),  $SCN$  (thiocyanide),  $NCS$  (isothiocyanide)

**$\pi$ - acid ligand** : Ligands which are capable of accepting an appreciable amount of  $\pi$ -  $e^-$  density from the metal atom into emptying  $\pi$  or  $\pi^*$  orbital or their own called  $\pi$ - acceptor or  $\pi$ - acid ligands eg.  $CO$ .

(4) **Coordination Sphere** : Ligand with central metal ion is kept in square bracket [ ] retains its identity in the same form is called co-ordination sphere (non-ionisable)

(5) **Co - ordination Number** : Number of monodentate ligands attached to central atom/ ion are called coordination number of the central metal atom/ion.



(6) **Ionisation Sphere** : The part present out side of the square bracket is called ionization sphere (ionisable)

### IUPAC Nomenclature of complex compounds

In order to name complex compounds certain rules have been framed by IUPAC. These are as follows :

(1) The positive part of a coordination compound is named first and is followed by the name of negative part.

(2) The ligands are named first followed by the central metal. The prefixes *di-*, *tri-*, *tetra-*, etc., are used to indicate the number of each kind of ligand present. The prefixes bis (two ligands), tris (three ligands), etc., are used when the ligands includes a number e.g., dipyridyl, bis (ethylenediamine).

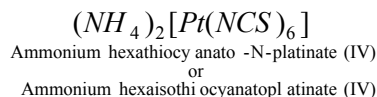
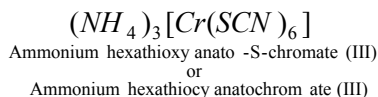
(3) In polynuclear complexes, the bridging group is indicated in the formula of the complex by separating it from the rest of the complex by hyphens. In polynuclear complexes (a complex with two or more metal atoms), bridging ligand (which links two metal atoms) is denoted by the prefix  $\mu$  before its name.

(4) **Naming of ligands** : The different types of ligands i.e. neutral, negative or positive are named differently in a complex compound.

When a complex species has negative charge, the name of the central metal ends in - ate. For some elements, the ion name is based on the Latin name of the metal (for example, argentate for silver). Some such latin names used (with the suffix - ate) are given below :

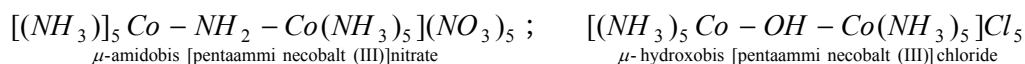
<i>Fe</i>	Ferrate	<i>Cu</i>	Cuprate
<i>Ag</i>	Argentate	<i>Au</i>	Aurate
<i>Sn</i>	Stannate	<i>Pb</i>	Plumbate

(5) **Point of attachment in case unidentate ligands with more than co-ordinating atoms (ambidentate ligands)** : The point of attachment in case of unidentate ligands with more than one co-ordinating atoms is either indicated by using different names for the ligands (e.g, thiocyanato and isothiocyanato) or by placing the symbol of the donor atom attached, the name of the ligand separated by a hyphen.



## Coordination chemistry and Organometallics

(6) **Name of the bridging groups** : If a complex contains two or more central metal atoms or ions, it is termed as polynuclear. In certain polynuclear complexes, ligands may link the two metal atoms or ions. Such ligands which link the two metal atoms or ions in polynuclear complexes are termed as bridge ligands. These bridge ligands are separated from the rest of the complex by hyphens and denoted by the prefix  $\mu$ . If there are two or more bridging groups of the same kind, this is indicated by *di-* $\mu$ -, *tri-* $\mu$ -, etc.



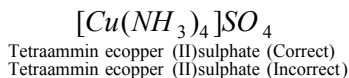
(7) If any lattice component such as water or solvent of crystallisation are present, these follow the name and are preceded by the number of these groups (molecules of solvent of crystallisation) in Arabic numerals.

For example,



(8) Following punctuation rules should also be followed while writing the name of the complex compounds.

(i) The name of the complete compound should not start a capital letter, e.g.,



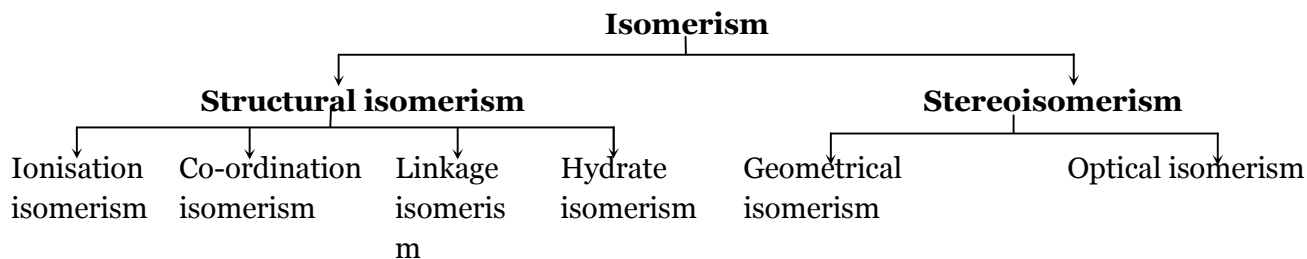
(ii) The full name of the complex ion should be written as one word without any gap.

(iii) There should be a gap between the cation and anion in case of ionic complexes.

(iv) The full name of non-ionic complexes should be written as one word without any gap.

## Isomerism in co-ordination compounds

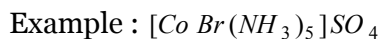
Compounds having the same molecular formula but different structures or spatial arrangements are called isomers and the phenomenon is referred as **isomerism**.



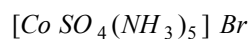
(1) **Structural isomerism** : Here the isomers have different arrangement of ligands around the central metal atom. It is of the following types :

(i) **Ionisation isomerism** : The co-ordination compound having the same composition or molecular formula but gives different ions in solution are called ionization isomers.

There is exchange of anions between the co-ordination sphere and ionization sphere.



Pentamminebromo cobalt (III) Sulphate



Pentamminesulphato cobalt (III) bromide

$SO_4^{2-}$  present in ionisation sphere

Gives white precipitate with  $BaCl_2$

$Br^-$  present in ionization sphere

Gives light yellow precipitate with  $AgNO_3$

(ii) **Co-ordination isomerism** : In this case compound is made up of cation and anion and the isomerism arises due to interchange of ligands between complex cation and complex anion.

Example :  $[Co(NH_3)_6][Cr(CN)_6]$

hexammine cobalt (III) hexacyano chromate (III)  
complex cation contains  $\rightarrow NH_3$  ligand (with cobalt)

complex anion contains  $\rightarrow CN^-$  ligand (with chromium)

$[Cr(NH_3)_6][Co(CN)_6]$

hexaammine chromium (III) hexacyanocobalt (III)  
complex anion contains  $\rightarrow NH_3$  ligand (with chromium)

complex anion contains  $\rightarrow CN^-$  ligand (with cobalt)

(iii) **Linkage isomerism** : In this case isomers differ in the mode of attachment of ligand to central metal ion and the phenomenon is called linkage isomerism.

Example :  $[CoONO(NH_3)_5]Cl_2$

Pentaamminenitritocobalt (III)

:  $O - NO^-$  oxygen atom donates lone pair of electrons (nitrito)

$[CoNO_2(NH_3)_5]Cl_2$

Pentaamminenitrocobalt (III) chloride

$NO_2^-$  nitrogen atom donates lone pair of electrons (nitro)

(iv) **Hydrate isomerism**: Hydrate isomers have the same composition but differ in the number of water molecules present as ligands and the phenomenon is called hydrate isomerism.

Examples : (i)  $[Cr(H_2O)_6]Cl_3$  hexaaquachromium (III) chloride (violet)

(ii)  $[Cr(H_2O)_5Cl]Cl_2 \cdot H_2O$  pentaquachlorochromium (III) chloride monohydrate (blue green)

(iii)  $[Cr(H_2O)_4Cl_2]Cl_2 \cdot 2H_2O$  tetraaquadichlorochromium (III) chloride dihydrate (green)

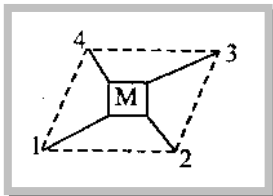
(2) **Stereo isomerism or space isomerism** : Here the isomers differ only in the spatial arrangement of atoms or groups about the central metal atom. It is of two types :

(i) **Geometrical or Cis-trans isomerism** : This isomerism arises due to the difference in geometrical arrangement of the ligands around the central atom. When identical ligands occupy positions opposite to each other called cis-isomer. When identical ligands occupy positions adjacent to each other called trans-isomer. It is very common in disubstituted complexes with co-ordination number of 4 and 6.

#### Complexes of co-ordination number 4

**Tetrahedral geometry** : In this case all the four ligands are symmetrically arranged with respect to one another as such geometrical isomerism is not possible.

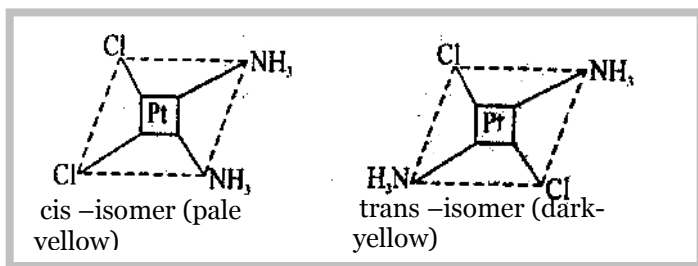
**Square planar geometry** : The four ligands occupy position at the four corners and the metal atom or ion is at the center and lie in the same plane.



**Type -I**  $[Ma_2b_2]$ ,  $M = Pt$ ,  $a = Cl$ ,  $b = NH_3$

**Example -**  $[PtCl(NH_3)(Py)_2]$

**Note** :  $\square$  Square planar complexes of types  $Ma_4$ ,  $Ma_3b$ ,  $Mab_3$  do not exhibit



## Coordination chemistry and Organometallics

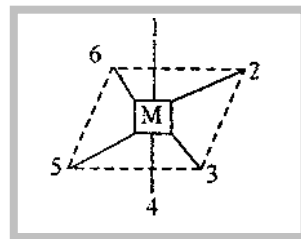
geometrical isomerism as all the spatial arrangements of the ligands relative to each other are equivalent.

### Complexes of co-ordination number 6

**Octahedral geometry :** Here the metal atom or ion lies at the center and 1 to 6 position are occupied by the ligands.

**Cis-Positions :** 1-2, 2-3, 3-4, 4-5

**Trans - position :** 1-4, 2-5, 3-6

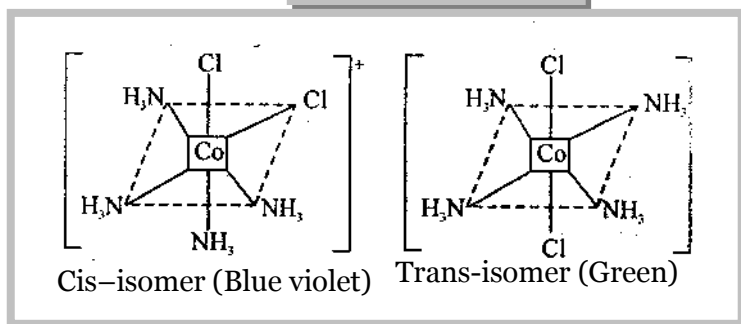


**Type -I**  $Ma_4b_2$ ,  $M = Co$ ,  $a = NH_3$ , and  $b = Cl$

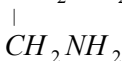
Example :  $[CoCl_2(NH_3)_4]^+$  ion

**Type -II**  $[Ma_3b_3]$ ,  $M = Rh$ ,  $a = Cl$ , and  $b = Py$

Example :  $[RhCl_3(Py)_3]$



**Type -III**  $[M(aa)_2(en)_2]^{n+}$ ,  $M = Co$ ,  $a = CH_2NH_2$  (bidentate),  $b = Cl$  (monodentate)



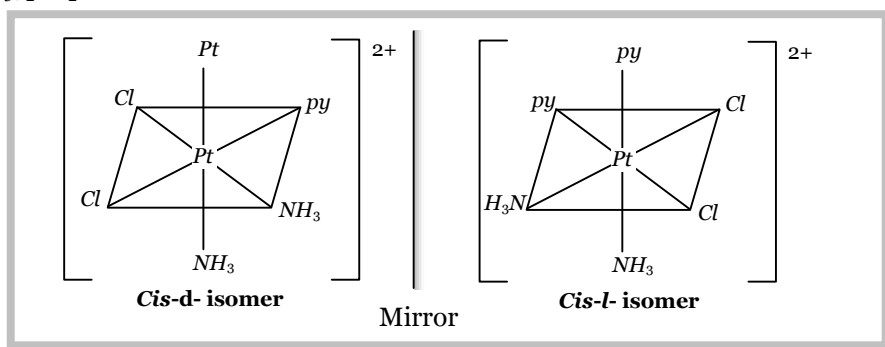
(ii) **Optical isomerism :** (a) Optical isomers are mirror images of each other and have chiral centers.

(b) Mirror images are not super imposable and do not have the plane of symmetry.

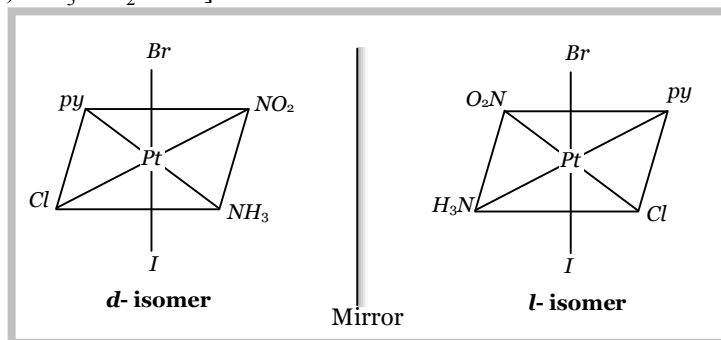
(c) Optical isomers have similar physical and chemical properties but differ in rotating the plane of plane polarized light.

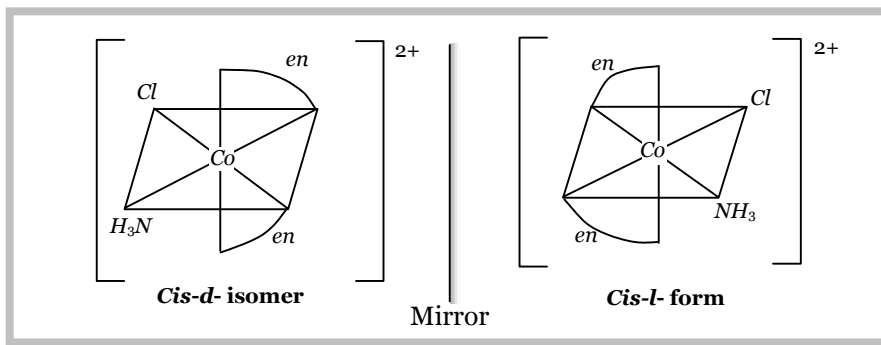
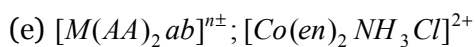
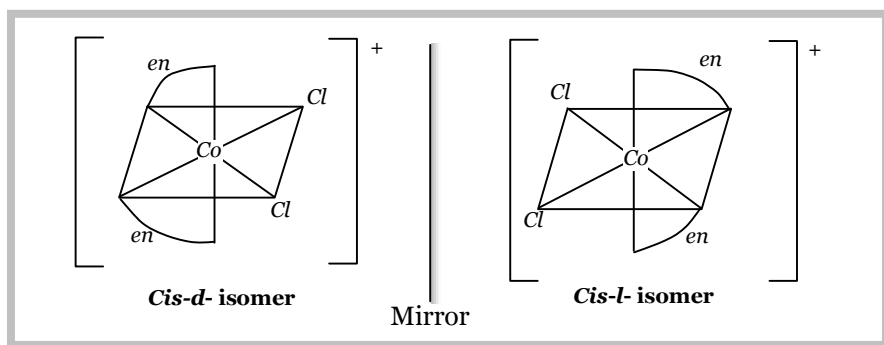
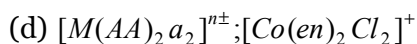
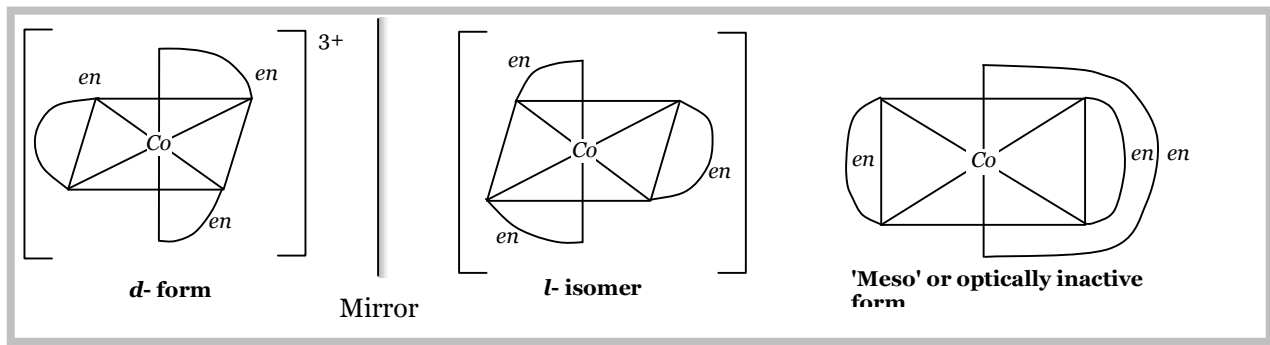
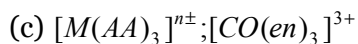
(d) Isomer which rotates the plane polarized light to the right is called dextro rotatory (d-form) and the isomer which rotates the plane polarized light to the left is called laevorotatory (l-form)

Example : (a)  $[Ma_2b_2c_2]^{n+}$ ;  $[Pt(Py)_2(NH_3)_2Cl_2]^{2+}$



(b)  $[Mabcdef]$ ;  $Pt(py)NH_3NO_2ClBr$



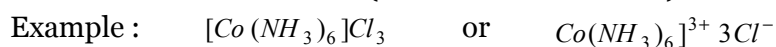


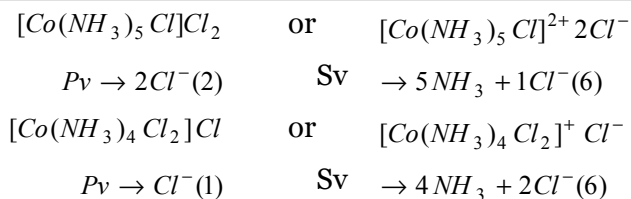
### Bonding in co-ordination compounds

Werner was able to explain the bonding in complex.

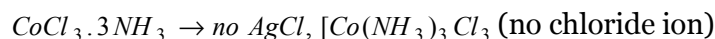
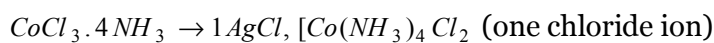
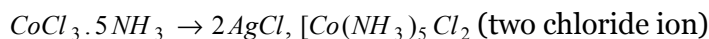
**Primary valency (Pv) :** This is non-directional and ionizable. In fact it is the positive charge on the metal ion.

**Secondary valency (Sv) :** This is directional and non-ionizable. It is equal to the number of ligand atoms co-ordinated to the metal (co-ordination number).





Nature of the complex can be understood by treating the above complexes with excess of  $AgNO_3$ .



The nature of bonding between central metal atom and ligands in the coordination sphere has been explained by the three well-known theories. These are :

**(1) Valence Bond theory of coordination compounds :**

(i) The suitable number of atomic orbitals of central metal ion (s,p,d) hybridise to provide empty hybrid orbitals.

(ii) These hybrid orbitals accept lone pair of electrons from the ligands and are directed towards the ligand positions according to the geometry of the complex.

(iii) When inner d-orbitals i.e. (n-1) d orbitals are used in hybridization, the complex is called – **inner orbital** or **spin or hyperligated** complex.

(iv) A substance which do not contain any unpaired electron is not attracted by 2 magnet. It is said to be diamagnetic. On the other hand, a substance which contains one or more unpaired electrons in the electrons in the d-orbitals, is attracted by a magnetic field [exception  $O_2$  and  $NO$ ]. It is said to be paramagnetic.

Paramagnetism can be calculated by the expression,  $\mu_s = \sqrt{n(n+2)}$ , where  $\mu$  = magnetic moment.

s= spin only value and n= number of unpaired electrons.

Hence, if  $n = 1, \mu_s = \sqrt{1(1+2)} = 1.73 \text{ B.M.}$ , if  $n = 3, \mu_s = \sqrt{3(3+2)} = 3.87 \text{ B.M.}$  and so on

On the basis of value of magnetic moment, we can predict the number of unpaired electrons present in the complex. If we know the number of unpaired electrons in the metal complex, then it is possible to predict the geometry of the complex species.

(v) There are two types of ligands namely strong field and weak field ligands. A strong field ligand is capable of forcing the electrons of the metal atom/ion to pair up (if required). Pairing is done only to the extent which is required to cause the hybridization possible for that Co-ordination number. A weak field ligand is incapable of making the electrons of the metal atom/ ion to pair up.

**Strong field ligands :**  $CN^-, CO, en, NH_3, H_2O, NO^-, Py$ .

**Weak field ligands :**  $I^-, Br^-, Cl^-, F^-, NO_3^-, OH^-, C_2O_4^{2-}, NH_3, H_2O$ .



## Geometry (shape) and magnetic nature of some of the complexes (Application of valence bond theory)

Atom/ion/complex (1)	Configuration (2)	Oxidation state of metal (3)	Type of hybridization (4)	Geometry shape (5)	No. of unpaired electrons (6)	Magnetic nature (7)
$\text{Ni}^{2+}(d^8)$		+2			2	Paramagnetic
$[\text{NiCl}_4]^{2-}$		+2	$sp^3$	Tetrahedral	2	Paramagnetic
$[\text{Ni}(\text{CN})_4]^{2+}$	<p>Rearrangement <math>dsp^2</math></p>	+2	$dsp^2$	Square planar	0	Diamagnetic
Ni		0			2	Paramagnetic
$\text{Ni}(\text{CO})_4$	<p>Rearrangement <math>sp^3</math></p>	0	$sp^3$	Tetrahedral	0	Diamagnetic
$[\text{Ni}(\text{NH}_3)_6]^{2+}$		+2	$sp^3d^2$ (Outer)	Octahedral	2	Paramagnetic
$\text{Mn}^{2+}(d^5)$		+2			5	Paramagnetic
$[\text{Mn}(\text{CN})_6]^{4-}$	<p>Rearrangement <math>d^2sp^3</math></p>	+2	$d^2sp^3$ (Inner)	Octahedral	1	Paramagnetic
$[\text{MnCl}_4]^{2-}$		+2	$sp^3$	Tetrahedral	5	Paramagnetic
$\text{Cu}^{2+}(d^9)$		+2			1	Paramagnetic
$[\text{CuCl}_4]^{2-}$		+2	$sp^3$	Tetrahedral	1	Paramagnetic
$[\text{Cu}(\text{NH}_3)_4]^{2+}$	<p>One electron is shifted from 3d- to 4p-orbital</p>	+2	$dsp^2$	Square planar	1	Paramagnetic

## Coordination chemistry and Organometallics

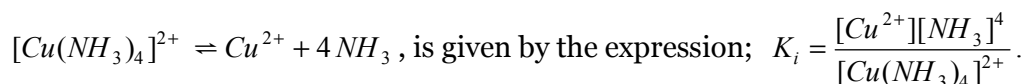
(1)	(2)	(3)	(4)	(5)	(6)	(7)
$\text{Cr}^{3+}(d^3)$		+3				Paramagnetic
$[\text{Cr}(\text{NH}_3)_6]^{3+}$		+3	$d^2sp^3$ (Inner)	Octahedral	3	Paramagnetic
$[\text{Cr}(\text{H}_2\text{O})_6]^{3+}$		+3	$sp^3d^2$ (Outer)	Octahedral	3	Paramagnetic
$\text{Co}^{3+}(d^6)$		+3				Paramagnetic
$[\text{CoF}_6]^{3-}$		+3	$sp^3d^2$ (Outer)	Octahedral	4	Paramagnetic
$[\text{Co}(\text{NH}_3)_6]^{3+}$		+3	$d^2sp^3$ (Inner)	Octahedral	0	Diamagnetic
$\text{Co}^{2+}(d^7)$		+2				Paramagnetic
$[\text{Co}(\text{H}_2\text{O})_6]^{2+}$		+2	$sp^3d^2$ (Outer)	Octahedral	3	Paramagnetic
$\text{Fe}^{2+}(d^6)$		+2				Paramagnetic
$[\text{Fe}(\text{CN})_6]^{4-}$		+2	$d^2sp^3$ (Inner)	Octahedral	0	Diamagnetic
$[\text{Fe}(\text{H}_2\text{O})_6]^{2+}$		+2	$sp^3d^2$ (Outer)	Octahedral	4	Paramagnetic
$[\text{Fe}(\text{NH}_3)_6]^{2+}$	Same	+2	$sp^3d^2$ (Outer)	Octahedral	4	Paramagnetic
$\text{Fe}^{3+}(d^5)$		+3				Paramagnetic
$[\text{Fe}(\text{CN})_6]^{3-}$		+3	$d^2sp^3$ (Inner)	Octahedral	1	Paramagnetic
Fe		0				Paramagnetic
$\text{Fe}(\text{CO})_5$		0	$dsp^3$ (Inner)	Trigonal bipyramidal	0	Diamagnetic

(2) **Ligand field theory** : According to this theory when the ligands come closer to metal atom or ion, a field is created. This field tends to split the degenerate *d*-orbitals of the metal atom into different energy levels. The nature and number and number of ligands determine the extent of splitting on the basis of which the magnetic and spectroscopic properties of the complex can be explained.

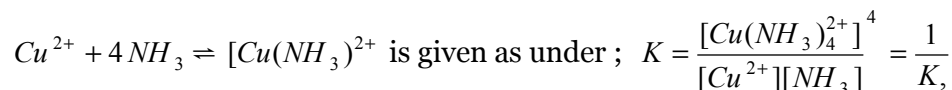
### Stability of a co-ordination in solution and Spectro chemical series

Stronger is the metal-ligand bond, less is the dissociation in the solution and hence greater is the stability of a coordination compounds.

Instability constant for the complex ion  $[Cu(NH_3)_4]^{2+}$  i.e.



Stability constant of the above complex i.e.

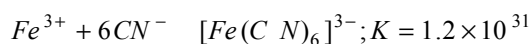
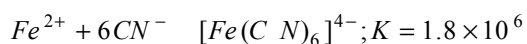


Greater is the stability constant, stronger is the metal – ligand bond

#### Factors affecting the stability of complex ion :

(1) **Nature of central metal ion** : The higher the charge density on the central metal ion the greater is the stability of the complex

For example, the stability constant of  $[Fe(CN)_6]^{3-}$  is much greater than the stability constant of  $[Fe(CN)_6]^{4-}$ .



**Effective atomic number (EAN) or Sidgwick theory** : In order to the stability of the complexes sidgwick proposed effective atomic number. EAN generally coincides with the atomic number of next noble gas in some cases. EAN is calculated by the following relation :

EAN = Atomic no. of the metal –  $e^-$  lost in ion formation + No. of  $e^-$  gained from the donor atom of the ligands.

$$EAN = \text{Atomic number} - \text{Oxidation number} + \text{co-ordination no.} \times 2$$

Complex	Metal oxidation state	At. No. of metal	Coordination number	Effective atomic number
$K_4[Fe(CN)_6]$	+ 2	26	6	$(26 - 2) + (6 \times 2) = 36$ [Kr]
$[Cu(NH_3)_4]SO_4$	+ 2	29	4	$(29 - 2) + (4 \times 2) = 35$
$[Co(CH_3)_6]Cl_3$	+ 3	27	6	$(27 - 3) + (6 \times 2) = 36$ [Kr]
$Ni(CO)_4$	0	28	4	$(28 - 0) + (4 \times 2) = 36$ [Kr]
$K_2[Ni(CN)_4]$	+ 2	28	4	$(28 - 2) + (4 \times 2) = 34$



(2) Animal and plant world e.g. chlorophyll is a complex of  $Mg^{2+}$  and haemoglobin is a complex of  $Fe^{2+}$  vitamin  $B_{12}$  is a complex of  $Co^{2+}$ .

(3) Electroplating of metals involves the use of complex salt as electrolytes e.g.  $K[Ag(CN)_2]$  in silver plating.

(4) Extraction of metals e.g.  $Ag$  and  $Au$  are extracted from ores by dissolving in  $NaCN$  to form complexes.

(5) Estimation and detection of metal ions e.g.  $Ni^{2+}$  ion is estimated using dimethyl glyoxime.

(6) Medicines e.g. cis-platin i.e. cis  $[PtCl_2(NH_3)_2]$  is used in treatment of cancer.

### Organometallic compounds

These are the compounds in which a metal atom or a metalloid ( $Ge, Sb$ ) or a non-metal atom like  $B, Si, P$ , etc, (less electronegative than  $C$ ) is directly linked to a carbon atom of a hydrocarbon radical or molecule. Organometallic compounds contain at least one..

(1) Metal – Carbon bond, (2) Metalloid – Carbon bond, (3) Non metal – Carbon bond.

Example :

**Compounds** –  $C_2H_5MgBr$ ,  $(C_2H_5)_2Zn$ ,  $C_6H_5Ti(OC_3H_7)_3$ ,  $(CH_3)_4Si$

**Organometallic bond** –  $Mg - C$ ,  $Zn - C$ ,  $Ti - C$ ,  $Si - C$

**Note** :  $B(OCH_3)_3, (C_3H_7O)_4Ti$  cannot be regarded as organometallics as there is not metal carbon bond.

**Classification of organometallic compounds** : Organometallics have been classified as :

(1)  $\sigma$  – **bonded organometallic compounds** : Compounds such as  $RMgX, R_2Zn, R_3Pb, R_3Al, R_4Sn$  etc, contains  $M - C$   $\sigma$  – bond and are called  $\sigma$  – bonded organometallic compound.

(2)  $\pi$  – **bonded organometallic compounds** : The transition metals binds to unsaturated hydrocarbons and their derivatives using their d-orbitals. Here metal atom is bonded to ligands in such a way that donations of electrons and back acceptance by the ligand is feasible. These are called  $\pi$  – orbitals of the ligand. These are called  $\pi$  complexes.

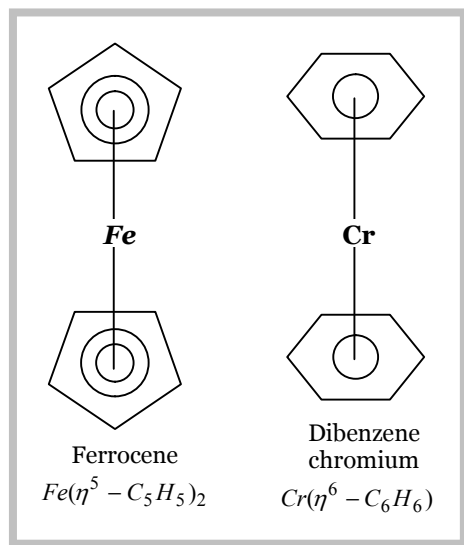
Examples : (i)  $\pi$  – **cyclopentadienyl – iron complex**

Ferrocene  $[Fe(\eta^5 - CH_5)_2]$ , Bis (cyclopentadienyl) iron (II)

It is a  $\pi$  bonded sandwich compound. The number of carbon atoms bonded to the metal ion is indicated by superscript on eta ( $\eta^x$ ) i.e.  $\eta^5$  in this complex.

(ii) **Dibenzene chromium ( $\pi$  – complex)**

It is also a  $\pi$  – bonded sandwich compound. Its formula is  $[Cr(\eta^6 - C_6H_6)_2]$



(iii) **Alkene complex ( $\pi$  – complex)**

## Coordination chemistry and Organometallics

Zeise's salt  $K_2PtCl_6(\eta^2-C_2H_4)$ ; Potassium trichloroethylene platinate (IV).

It is a  $\pi$  bonded complex.  $\mu^2$  indicates that two carbons of ethylene are bonded to metals.

(3) **Complexes containing both  $\sigma$ - and  $\pi$ - bonding characteristics:** Metal carbonyls, compounds formed between metal and carbon monoxide belong to this class. Metal carbonyls have been included in organometallics.

(a) **Mononuclear carbonyls** : Contain one metallic atom per molecule. e.g.  $Ni(CO)_4, Fe(CO)_5, Cr(CO)_6$

(b) **Polynuclear carbonyls** : contain two or more metallic atoms per molecule. e.g.  $Mn_2(CO)_{10}, Fe(CO)_9, Fe(CO)_{12}$

### Applications of organometallics

(1) Grignard reagent ( $RMgX$ ) has been extensively used for synthesis of various organic compounds.

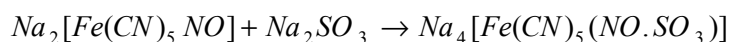
(2) Wilkinson's catalyst  $[(PH_3)_3RhCl]$  i.e. tris (triphenylphosphine) chlororhodium (I) is used as a homogeneous catalyst for the hydrogenation of alkenes.

(3) Ziegler Natta catalyst (composed of a transition metal salt, generally  $TiCl_4$  and trialkyl aluminium) are used as heterogeneous catalysts in the polymerisation of alkenes.

### Some Important points

(1) **Flexidentate character** : Polydentate ligands are said to have flexidentate character if they do not use all its donor atoms to get coordinated to the metal ion e.g. EDTA generally act as a hexadentate ligand but it can also act as a pentadentate and tetradentate ligand.

(2) **Badecker reaction** : This reaction involves the following chemical change.



(3) **Everitt's salt** : It is  $K_2[Fe(CN)_6]$  obtained by reduction of prussian blue.

(4) **Masking** : Masking is the process in which a substance without physical separation of it is so transformed that it does not enter into a particular reaction e.g., masking of  $Cu^{2+}$  by  $CN^-$  ion.

(5) **Macrocyclic effect** : This term refers to the greater thermodynamic stability of a complex with a cyclic polydentate ligand when compared to the complex formed with a non-cyclic ligand. e.g.,  $Zn(II)$  complex with ligand;

(6) **Prussian blue** and **Turnbull's blue** is pot. ferric ferrocyanide. However colour of Turnbull's blue is less intense than prussian blue. Decrease in colour is due to the presence in it of a white compound of the formula  $K_2\{Fe[Fe(CN)_6]\}$  named as potassium ferrous ferrocyanide.

\*\*\*